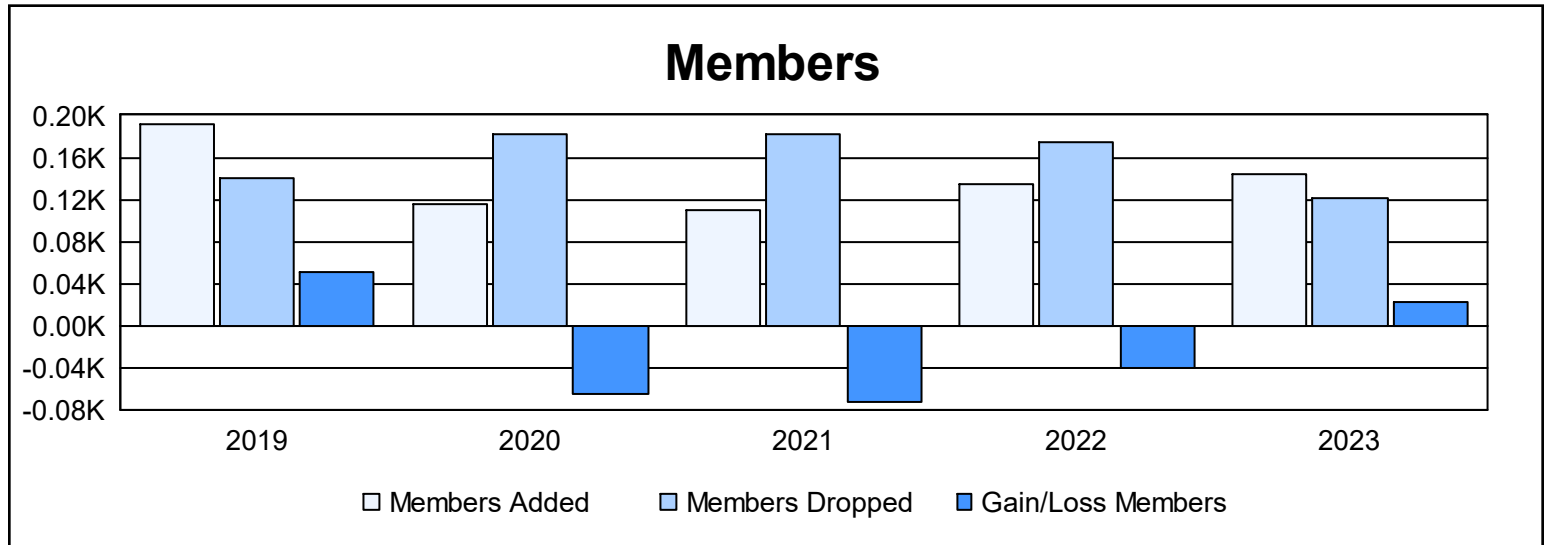
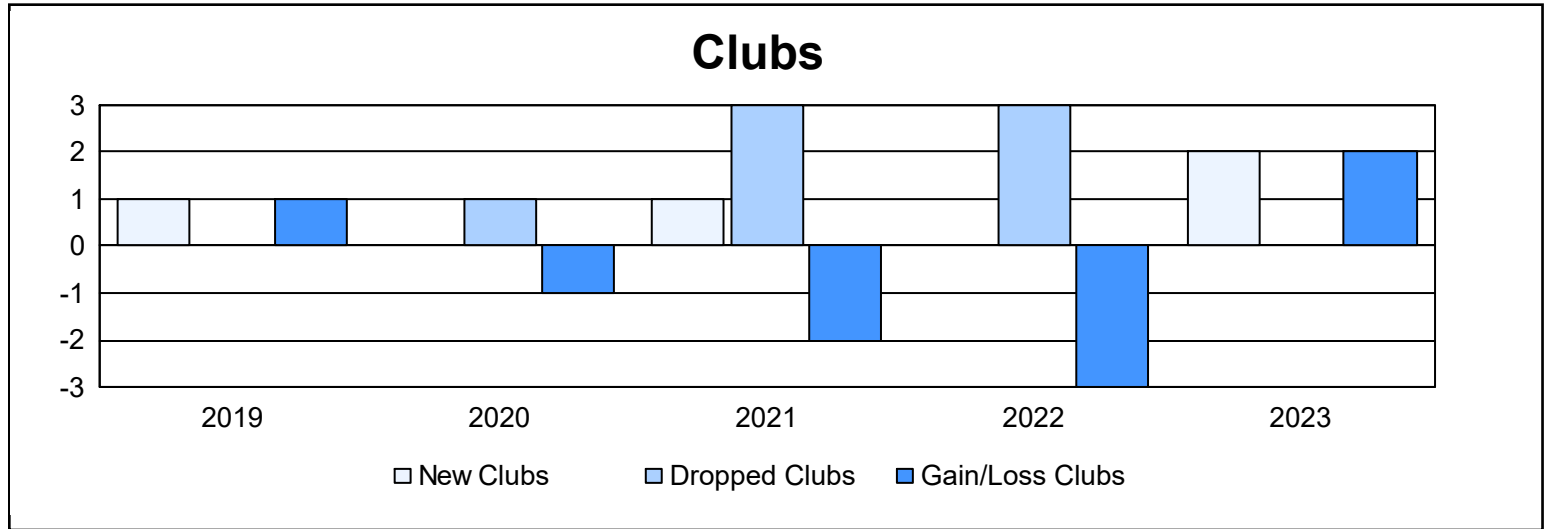
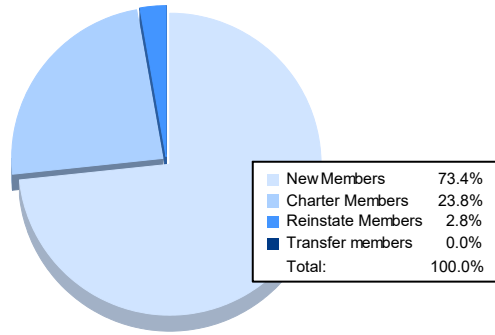


| Year | New Clubs | Dropped Clubs | Gain/Loss Clubs | New Members | Charter Members | Reinstate Members | Transfer Members | Total Member Added | Total Members Dropped | Gain/Loss Members |
|----------------|-----------|---------------|-----------------|-------------|-----------------|-------------------|------------------|--------------------|-----------------------|-------------------|
| 2018-2019 | 1 | 0 | 1 | 153 | 32 | 4 | 3 | 192 | 141 | 51 |
| 2019-2020 | 0 | 1 | -1 | 96 | 8 | 5 | 6 | 115 | 181 | -66 |
| 2020-2021 | 1 | 3 | -2 | 63 | 33 | 3 | 10 | 109 | 182 | -73 |
| 2021-2022 | 0 | 3 | -3 | 125 | 1 | 2 | 6 | 134 | 174 | -40 |
| 2022-2023 | 2 | 0 | 2 | 105 | 34 | 4 | 0 | 143 | 121 | 22 |
| Average | 1 | 1 | -1 | 108 | 22 | 4 | 5 | 139 | 160 | -21 |



Membership Composition June 2023 Cumulative



Gender Composition June 2023 Cumulative

